


# V27200-C

2-Way Normally Open or Normally Closed Shut-Off Solenoid Valve For Corrosive Service



Valcor Engineering Corporation



## DESCRIPTION

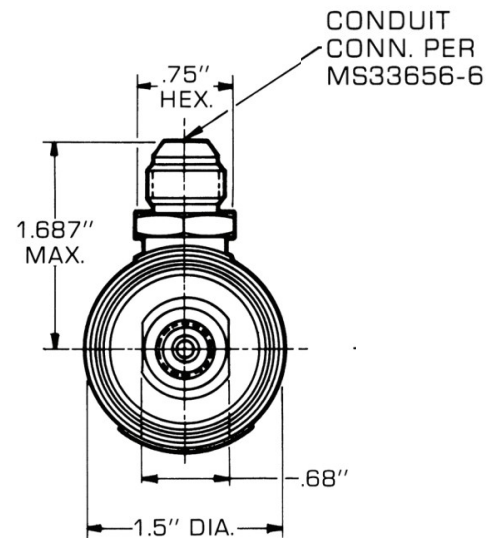
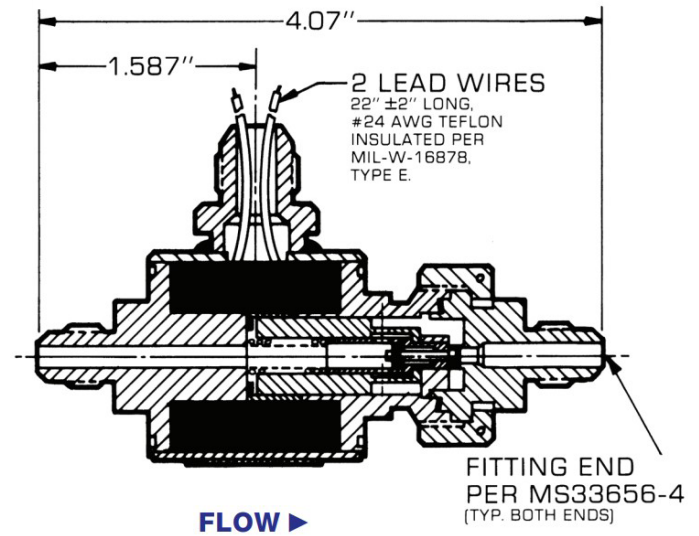
The V27200-C valve is designed for controlling extremely corrosive liquids and gases, as well as other difficult to handle fluids. It is frequently used to control fluorine in many advanced rocket engines. Its coaxial design allows for minimal pressure drop and is easily disassembled for cleaning in applications where the process media must be removed from the valve after use. The welded solenoid construction and metal-to-metal seating make this valve particularly suitable for cryogenic applications and will operate when totally submerged in liquid nitrogen.

## APPLICATION

The V27200-C is typically used to control highly corrosive propellants in rockets.

## FEATURES

- Maximum Operating Pressure: 0-3000 PSIG
- Proof Pressure: 4500 PSIG
- Burst Pressure: 7500 PSIG
- Flow Rate: Cd=0.65
- Leak Rate: Internal is 1.0 cc/hr liquid, 2 cc/min gas. External is 0 cc/min at 1500 PSIG
- Temperature: -400°F to +200°F
- Current: 1.5 amps at 30 VDC at 70°F; 18-30 VDC
- Electrical Connection: MS connector standard
- Wetted Materials: CRES 303, 430F, 302, Fluorosilicone
- 1/4" or 3/8" OD line inlet/outlet ports
- Weight: 1.0 lbs.
- Fully customizable to your application



Custom designs are our specialty. Contact us today to see how we can help on your next project.

Valcor Engineering Corporation  
2 Lawrence Road | Springfield, NJ 07081  
(973) 467-8400 | aircraft@valcor.com  
www.valcor.com

# V27200-Corrosive

2-Way Normally Open or Normally Closed Shut-Off Solenoid Valve for Corrosive Service



Valcor Engineering Corporation

## Operating Pressure & Flow Ranges

Equiv. Sharp Edged Orifice CD=0.65	Cv	Operating Pressure (PSIG)		Ambient Temp.	Min. Volts DC
		30 OHM Coil	47 OHM Coil		
0.06	0.07	3000	--	80°F	18
0.14	0.4	500	1500	80°F	18
0.275	1.5	275	500	165°F	18

As the maximum operating pressure requirement is decreased, the actual flow capability of the valve can be increased by increasing the plunger stroke.

For higher temperature applications, a decrease of maximum operating pressure would result. The degree of this derating would be dependent on your actual operating conditions. Contact Valcor for more information.

## Electrical Data

Voltage	18 to 30 VDC
Duty	Continuous
Current	1.5 amps max. at 30 VDC and at 70°F (standard coil)
Electrical Connector	MS receptacles are standard.

## Leakage

External	Zero, Mass spectrometer tight
Internal	Liquid Service: 1 cc/hour Gas Service: 2 scc/minute

Custom designs are our specialty. Contact us today to see how we can help on your next project.

Valcor Engineering Corporation  
2 Lawrence Road | Springfield, NJ 07081  
(973) 467-8400 | [aircraft@valcor.com](mailto:aircraft@valcor.com)  
[www.valcor.com](http://www.valcor.com)