

# SV833, SV834 & SV836

3-Way Normally Closed, Normally Open and Universal  
Direct Acting Solenoid Valves



Valcor General Purpose Series



## DESCRIPTION

These compact 3-way direct acting solenoid valves are available in normally closed, normally open and universal operating modes. Available with 1/8" to 1/4" NPT port connections, this design allows coil replacement without disturbing fluid connections. Valves can be panel mounted to isolate coil connections within an enclosure while fluid connections are located outside. For special applications, contact your Valcor customer service representative.

## APPLICATION

The SV83 series are suitable for a broad range of industrial applications.

Typical applications include:

- General 3-way control of water, oil and gas
- Control panel assemblies
- Pneumatic and hydraulic cylinder actuation
- Calibration and test stands
- Pilot plant control loops
- Economical choice for OEM applications

## FEATURES

- Direct acting construction designed for high cycle life
- Wide selection of construction materials allow for use on a variety of fluids
- AC and DC solenoid coils in a wide range of standard voltages
- NEMA4 as standard coil enclosure, NEMA7 explosion proof and others available
- Pressures rating of up to 160 psi



## SV833, SV834 & SV836 SPECIFICATIONS

### Construction

Operating Mode	Normally Closed: Open when energized, closed when de-energized Normally Open: Closed when energized, open when de-energized Universal: Either normally open or normally closed with pressure at any port.
Port Size (in.)	1/8, 1/4
Temperature Ratings	Ambient Temp -40°F to 150°F max. with Class F Coil 175°F max. with Class H Coil Fluid Temp. See specifications on next page.
Mounting Position	Mounts in any position (Best position is solenoid upright and vertical)
Agency Listings	UL Listed, CSA Approved by order
Options	Manual override, mounting bracket, neon lamp, surge suppressor

### Valve Parts in Contact With Fluid

Body	Brass, 303 stainless steel
Seals	FKM, Buna N
Internal Metal Parts	303 and 430F stainless steel

### Electrical

Standard Voltages	AC 24V 60Hz AC 110V 50Hz, AC 120V 60Hz AC 220V 50Hz, AC 240V 60Hz DC 12V, DC 24V
Voltage Tolerance	+10% to -15% of applicable voltage
Standard Coil Housing	Standard: Watertight NEMA4 Options: Explosion proof NEMA7, DIN, conduit, grommet, open frame, junction box
Coil	Class F and H
Lead Length	24 inches

\*Consult the factory for specifications other than those listed above.

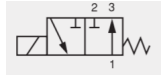
### Coil Data

Coil Type		CS3 (for body code 3 & 7)		CS4 (for body code 4 & 8)	
Frequency (Hz)		50	60	50	60
Power (VA)	Inrush	26	22	37	30
	Holding	14	11	18	13
Power Consumption	AC	8		10	
	DC	9		10	

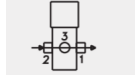
## SV833 & SV834 & SV836 SERIES SPECIFICATIONS

### Specifications for SV833 Normally Closed

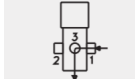
Normally Closed



Energized



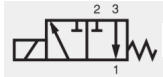
De-Energized



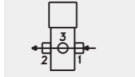
Port Size (NPT) (in.)	Orifice Size (ins.)	C <sub>v</sub>	Min PSI	Operating Pressure Differential		Max Fluid Temp °F	Body Code	Model Number	
				Max Pressure (PSI)				Normally Closed	
				Air/Gas, Water, Lt. Oil				Brass	Stainless Steel
1/8	1/16	0.09	0	160	100	200	3	SV833AF02N3AC5	---
	3/32	0.15	0	100	50	200	3	SV833AF02N3AC9	---
	1/8	0.26	0	50	30	200	3	SV833GF02N3AD5	---
1/4	1/16	0.09	0	160	100	200	3-7	SV833GF02N3BC5	SV833GF02J7BC5
	3/32	0.15	0	100	50	200	3-7	SV833GF02N3BC9	SV833GF02J7BC9
	1/8	0.31	0	50	30	200	3-7	SV833GF02N3BD5	SV833GF02J7BD5
1/4	1/16	0.09	0	200	160	180	4-8	SV833GF02N4BC5	SV833GF02J8BC5
	3/32	0.15	0	150	114	180	4-8	SV833GF02N4BC9	SV833GF02J8BC9
	1/8	0.31	0	84	60	180	4-8	SV833GF02N4BD5	SV833GF02J8BD5
	11/64	0.38	0	45	24	180	4	SV833GF02N4BD8	---

### Specifications for SV834 Normally Open

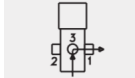
Normally Open



Energized



De-Energized



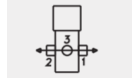
Port Size (NPT) (in.)	Orifice Size (ins.)	C <sub>v</sub>	Min PSI	Operating Pressure Differential		Max Fluid Temp °F	Body Code	Model Number	
				Max Pressure (PSI)				Normally Closed	
				Air/Gas, Water, Lt. Oil				Brass	Stainless Steel
1/8	1/16	0.09	0	160	100	200	3	SV834GF02N3AC5	---
	3/32	0.15	0	100	50	200	3	SV834GF02N3AC9	---
	1/8	0.26	0	50	30	200	3	SV834GF02N3AD5	---
1/4	1/16	0.09	0	160	100	200	3-7	SV834GF02N3BC5	SV834GF02J7BC5
	3/32	0.15	0	100	50	200	3-7	SV834GF02N3BC9	SV834GF02J7BC9
	1/8	0.31	0	50	30	200	3-7	SV834GF02N3BD5	SV834GF02J7BD5
1/4	1/16	0.09	0	200	160	180	4-8	SV834GF02N4BC5	SV834GF02J8BC5
	3/32	0.15	0	150	114	180	4-8	SV834GF02N4BC9	SV834GF02J8BC9
	1/8	0.31	0	84	60	180	4-8	SV834GF02N4BD5	SV834GF02J8BD5
	11/64	0.38	0	45	24	180	4	SV834GF02N4BD8	---

### Specifications for SV836 Universal

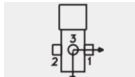
Normally Open



Energized



De-Energized



Port Size (NPT) (in.)	Orifice Size (ins.)	C <sub>v</sub>	Min PSI	Operating Pressure Differential		Max Fluid Temp °F	Body Code	Model Number	
				Max Pressure (PSI)				Normally Closed	
				Air/Gas, Water, Lt. Oil				Brass	Stainless Steel
1/8	1/16	0.09	0	90	50	200	3	SV836GF02N3AC5	---
	3/32	0.15	0	55	40	200	3	SV836GF02N3AC9	---
	1/8	0.26	0	25	20	200	3	SV836GF02N3AD5	---
1/4	1/16	0.09	0	90	50	200	3-7	SV836GF02N3BC5	SV836GF02J7BC5
	3/32	0.15	0	55	40	200	3-7	SV836GF02N3BC9	SV836GF02J7BC9
	1/8	0.31	0	25	20	200	3-7	SV836GF02N3BD5	SV836GF02J7BD5
1/4	1/16	0.09	0	100	80	180	4-8	SV836GF02N4BC5	SV836GF02J8BC5
	3/32	0.15	0	60	50	180	4-8	SV836GF02N4BC9	SV836GF02J8BC9
	1/8	0.31	0	34	30	180	4-8	SV836GF02N4BD5	SV836GF02J8BD5
	11/64	0.38	0	22	11	180	4	SV836GF02N4BD8	---

# SV833, SV834, SV836 SPECIFICATIONS

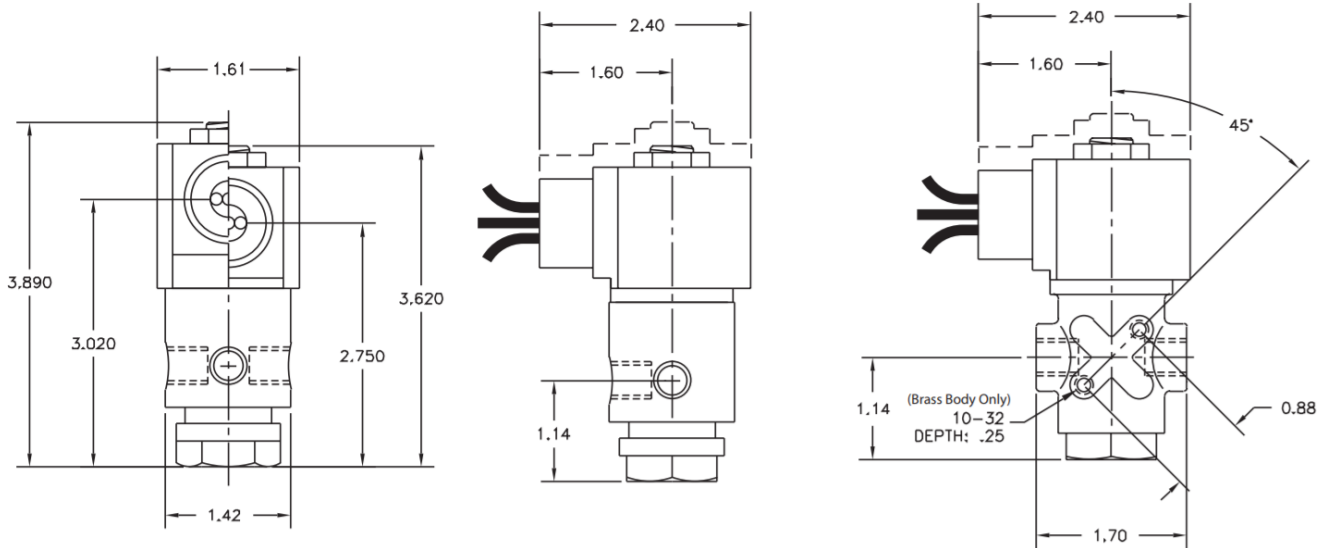
## Part Number Configurator

Example Part Number: **SV833GF02N3A D5**

Series	Operating Mode	Housing	Coil Insulation	Applicable Voltage	Seal Material	Body Code	Port Connection (NPT) (in.)	Orifice Size (in.)	Option
<b>SV833</b>	Normally Closed	<b>A</b> Conduit <b>P</b> Open Frame <b>B</b> Grommet <b>X</b> Explosion Proof NEMA 7 Junction Box	<b>F</b> Class F <b>H</b> Class H	<b>02</b> 120V/60Hz 110V/50Hz <b>04</b> 220V/60Hz 220V/50Hz <b>01</b> 24V/60Hz	<b>N</b> Buna N <b>V</b> FKM <b>J</b> Buna N*	<b>3</b> Brass <b>4</b> Brass <b>7</b> 303 SS <b>8</b> 303 SS	<b>A</b> 1/8 <b>B</b> 1/4	<b>C5</b> 1/16 <b>C9</b> 3/32 <b>D5</b> 1/8 <b>D8</b> 11/64	<b>M</b> Manual Override <b>K</b> Mounting Bracket
<b>SV834</b>	Normally Open	<b>S</b> Water-tight NEMA 4 Junction Box <b>G</b> Water-tight NEMA 4 DIN		<b>15</b> 12V DC <b>16</b> 24V DC	<b>L</b> FKM*				
<b>SV836</b>	Universal	<b>Y</b> DIN							

\*Standard shading coil material is copper. J and L have silver shading coils.

## External Dimensions



Weight: 1.1lb