



## 2P- SERIES FITTING ASSEMBLY INSTRUCTIONS

### Background

Valcor Scientific's chemically inert 2-piece fitting sets offer positive sealing without troubling dead space and are used with standard Teflon tubing.

The 2-piece fitting set incorporates a unique Kel-F nut and Kel-F ferrule arrangement. No flanging or heat tools are required.

**These fittings are to be hand tightened only.**

2-PIECE FITTING				
FITTING SET P/N	PORT SIZE	TUBING P/N	TUBING SIZE (O.D. X I.D.) in.	NO. OF SETS PER PACK
SV102P109-10	#10-32	SVTBGM 109	1/16 X 1/32	10
SV102P109-25				25
SV102P109-50				50
SV252P109-10	1/4-28			10
SV252P109-25				25
SV252P109-50				50
<p>ENSURE TUBING IS OF CORRECT INTERNAL AND EXTERNAL DIMENSIONS, AS SPECIFIED ABOVE.</p> <p>CUT OFF TUBING WITH A RAZOR BLADE AT AN ANGLE APPROXIMATELY 30° FROM AXIS OF TUBING.</p>				
<p>INSERT ANGLED END OF TUBING BEYOND NUT APPROXIMATELY AS SHOWN.</p> <p>PUSH FERRULE OVER TUBING.</p>				
<p>PRESS THE FERRULE INTO NUT.</p> <p>SQUARE-CUT OFF THE ANGLED-END OF TUBE. TUBE IS TO EXTEND 1/16\"/&gt; </p>				




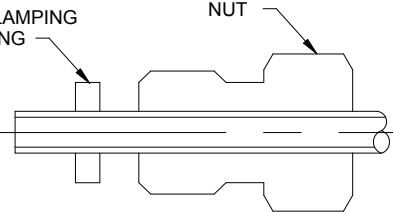
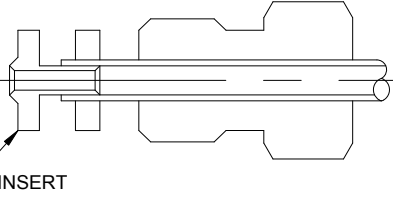
## 3P - PIECE FITTING ASSEMBLY INSTRUCTIONS

### Background

Valcor's chemically inert 3-piece fitting sets offer positive sealing without troubling dead space and are used with standard Teflon tubing.

The 3-piece fitting set is composed of a Teflon nut, Kel-F clamping ring and Kel-F insert. No flanging or heat tools are required.

**These fittings are to be hand tightened only.**

3-PIECE FITTING				
FITTING SET P/N	PORT SIZE	TUBING P/N	TUBING SIZE (O.D. X I.D.) in.	NO. OF SETS PER PACK
SV253P108-10	1/4-28	SVTBGM-108	0.105 X 1/16	10
SV253P108-25				25
SV253P108-50				50
SV253P110-10		SVTBGM-110	1/8 X 1/16	10
SV253P110-25				25
SV253P110-50				50
ENSURE TUBING IS OF CORRECT INTERNAL AND EXTERNAL DIMENSIONS, AS SPECIFIED ABOVE. SQUARE-CUT TUBING WITH A RAZOR BLADE.				
INSERT END OF TUBING BEYOND NUT  SLIP CLAMPING RING OVER ASSEMBLY OF NUT & TUBING.				
PUSH INSERT UNTIL TUBING BOTTOMS BARBED END OF INSERT				
COMPRESS THE THREE PIECES TOGETHER TO COMPLETE ASSEMBLY PROCEDURE.			